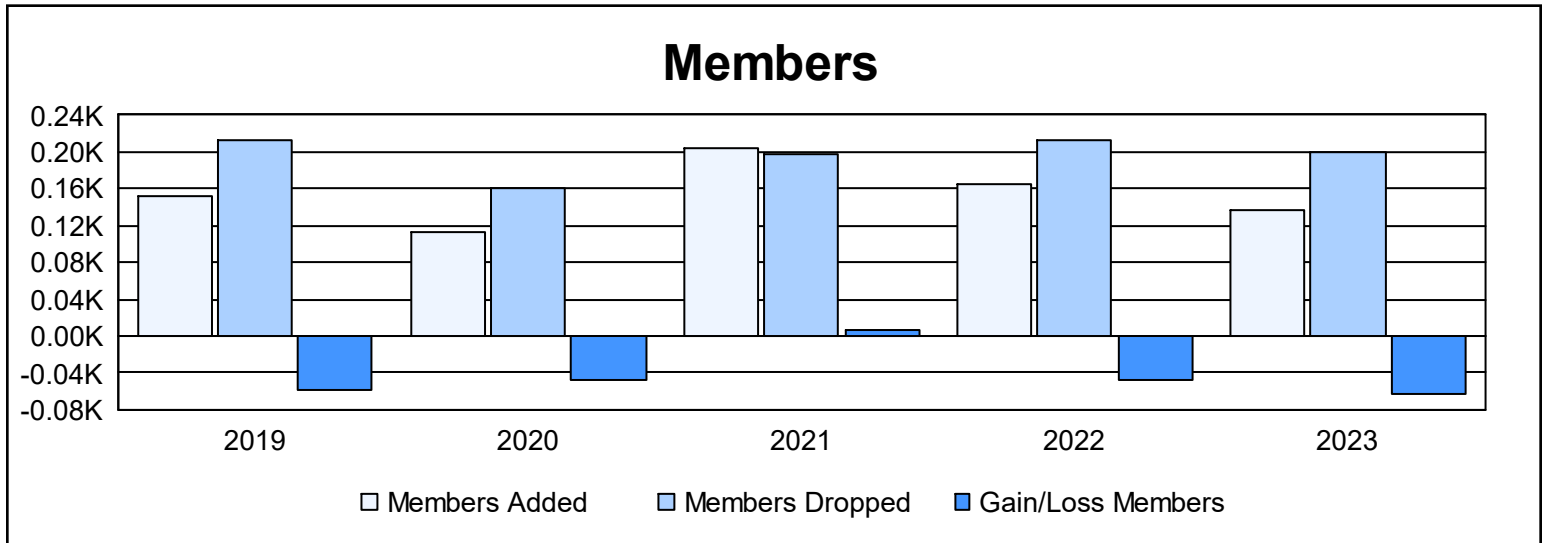
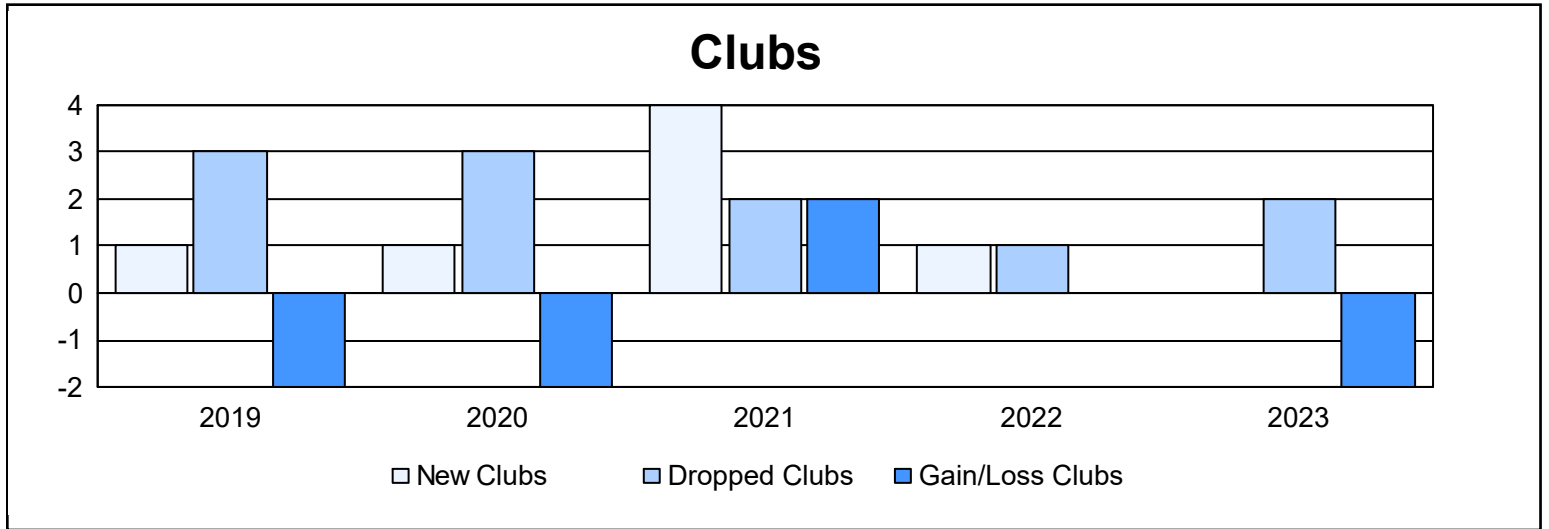
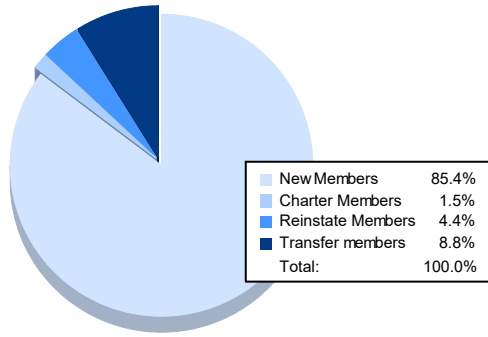


| Year | New Clubs | Dropped Clubs | Gain/ Loss Clubs | New Members | Charter Members | Reinstate Members | Transfer Members | Total Member Added | Total Members Dropped | Gain/ Loss Members |
|----------------|-----------|---------------|------------------|-------------|-----------------|-------------------|------------------|--------------------|-----------------------|--------------------|
| 2018-2019 | 1 | 3 | -2 | 112 | 24 | 7 | 10 | 153 | 212 | -59 |
| 2019-2020 | 1 | 3 | -2 | 92 | 17 | 2 | 2 | 113 | 160 | -47 |
| 2020-2021 | 4 | 2 | 2 | 90 | 95 | 19 | 0 | 204 | 198 | 6 |
| 2021-2022 | 1 | 1 | 0 | 128 | 30 | 5 | 3 | 166 | 213 | -47 |
| 2022-2023 | 0 | 2 | -2 | 117 | 2 | 6 | 12 | 137 | 200 | -63 |
| Average | 1 | 2 | -1 | 108 | 34 | 8 | 5 | 155 | 197 | -42 |



Membership Composition June 2023 Cumulative



Gender Composition June 2023 Cumulative

